

# DECORATING CHEAT SHEET

## CHOOSING INTERNAL DOOR HANDLES

If you are looking to replace your internal door handles, these are the things you need to know before you go shopping for new ones.

### DOOR HANDLE POSITION

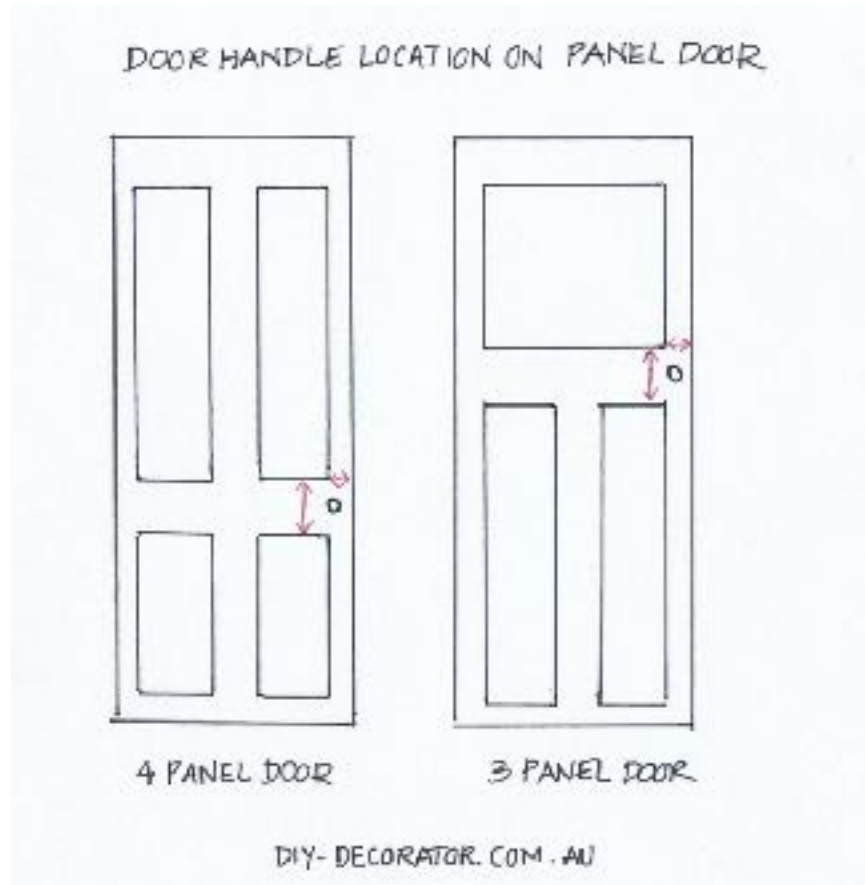
Door handles are normally positioned 900-1100mm from the floor, but can be as high as 1400mm

### DOOR HANDLE BACKSET

Measure the distance from the centre of the door handle hole to the edge of the door.

Common measurements are:

- 45mm
- 60mm
- 70mm

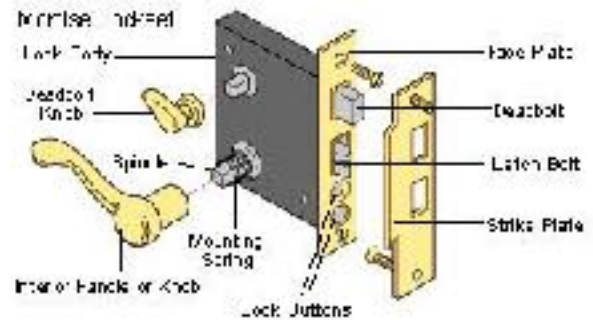
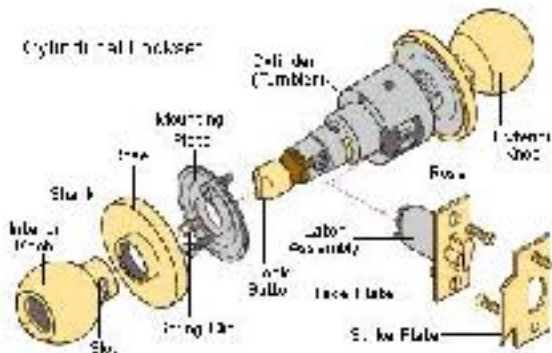


# DECORATING CHEAT SHEET

## CHOOSING INTERNAL DOOR HANDLES

### LOCKS

If your doors will lock, will you use cylindrical or mortise locks?



### HANDLE OR LEVER

Do you want to turn a handle or push down on a lever?

### ROSE OR BACKING PLATE

Do you want a rose or backing plate? Make sure it will cover the hole in the door



### HANDLE TYPE

Choose which handle you need for each door:

- Key lock (locks with a key)
- Privacy (locks with a latch)
- Passage (doesn't lock)
- Dummy (doesn't turn)

Now that you have all the basic information, you just need to choose a colour or finish you like, and a style that suits your home.